

IMSER1/24D4 8D4



connectwell
THE RIGHT CONNECTION

Slim SSR Module 24VDC IN 48 VDC OUT 4 Amp

- Pitch: 6.2 mm
- Variety of Operating Voltages.
- Low Drive Current (20 mA)
- 2500V Dielectric Strength
- LED Status Indicator
- Photo Isolation
- Zero Cross Turn
- On (AC Output)
- Bipolar Transistor / MOSFET Output (DC Output)
- TTL and CMOS compatible
- For interface application between PLC and external loads
- DIN Rail mounting
- Easy to replace pluggable SSR
- Relay Socket Protectin Degree:IP 20

TECHNICAL DATA

Bussing Possibility	By comb type shorting links.
Supply Voltage Indication	3mm Green LED
Ambient Operating Temperature	-40 to +70 °C
Mounting Possibility	DIN 35/DIN 35-15 Rail
Housing Material	PA66 + GF V0 Grade
Housing Colour	White
Input Polarity Protection	Bridge Rectifier
Switching device	Solid State Relay

RELAY INPUT / COIL SPECIFICATIONS

Nominal Operating Voltage	24 VDC
Nominal Input Current	14 mA
Maximum Operating Voltage	28.8 VDC
Maximum Input Current	25 mA
Must Operate Voltage	19.2 VDC
Must Release Voltage	10 VDC

RELAY OUTPUT/CONTACT SPECIFICATIONS

Contact Type	1 NO
Load Current Range	0.02A-4A
Load Voltage Range	0 VDC - 57.6 VDC
Blocking Voltage	58 VDC
Maximum On State Voltage Drop	0.35 VDC
Maximum Surge Current	48 A
Turn-Off Time	300 µS
Turn-On Time (0 Cross Turn On)	50 µS

CONNECTION SPECIFICATIONS

Type of Connection	Screw Connection
--------------------	------------------

CONNECTION SPECIFICATIONS

Max. Wire Size	2.5 mm ²
Wire Stripping Length	7 mm
Torque	0.6 Nm

ORDERING INFORMATION

CAT. NO.	DESCRIPTION	NO. OF CHN.	DIM. DET.	STD. PACK
IMSER1/24 D48D4	Single Channel 24VDC IN 48VDC OUT 4Amp Slim SSR Module with Pluggable Relay Rail Mount	1	6.2 X 88.3 X 70.9	10

ACCESSORIES



IMAGES	CAT. NO.	DESCRIPTION	STD. PACK
	CA701-1M	Din 35 Rail unslotted 1 meter	50
	CA701-2M	Din 35 Rail unslotted 2 meter	50
	CA701-2M-S	Din 35 Rail slotted 2 meter	50
	CA701-1M-S	Din 35 Rail slotted 1 meter	50
	CA701-15-1M	Din 35 Rail 15 deep unslotted 1 meter	50
	CA701-15-1M-S	Din 35 Rail 15 deep slotted 1 meter	50
	CA701-15-2M	Din 35 Rail 15 deep unslotted 2 meter	50
	CA701-15-2M-S	Din 35 Rail 15 deep slotted 2 meter	50
	CA509/K2	Marking Tag Blank suitable for CDL4U / CDL4U(I.S) / CTL2.5U / CTL2.5UH / CTL2.5UL / CTL2.5HUL / CTL2.5U(I.S) / CTL2.5U(I.S)D2 / CGMT4 / CSFL4U / CSFL4U(L) / CMT4 / CMB4 / ASF4 / ASF4(L) / CTS2.5	100
	SCS0.5/3	Electricians Screwdriver for slotted screws	10

IMSER1/24D4
8D4

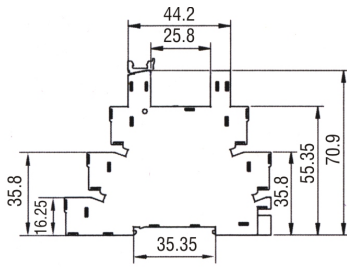


connectwell
THE RIGHT CONNECTION

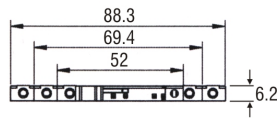
ACCESSORIES

IMAGES	CAT. NO.	DESCRIPTION	STD. PACK
	IMACC/SER/24D48D4	SLIM SSR 24VDC IN 48VDC OUT	1
	IMACC/SL1/2	2 Pole Comb Type Shorting Link	1
	IMACC/SL1/4	4 Pole Comb Type Shorting Link	1
	IMACC/SL1/8	8 Pole Comb Type Shorting Link	1
	IMACC/SL1/16	16 Pole Comb Type Shorting Link	1

PRODUCT DRAWING



Side View



Top View