

IMSER1/24A3 80A2



connectwell
THE RIGHT CONNECTION

Slim SSR Module 24VAC IN 380 VAC OUT 2 Amp

- Pitch: 6.2 mm
- Variety of Operating Voltages.
- Low Drive Current (20 mA)
- 2500V Dielectric Strength
- LED Status Indicator
- Photo Isolation
- Zero Cross Turn-On (AC Output)
- Bipolar Transistor / MOSFET Output (DC Output)
- TTL and CMOS compatible
- For interface application between PLC and external loads
- DIN Rail mounting
- Easy to replace pluggable SSR
- Relay Socket Protectin Degree:IP 20

TECHNICAL DATA

Bussing Possibility	By comb type shorting links.
Supply Voltage Indication	3mm Green LED
Ambient Operating Temperature	-40 to +70 °C
Mounting Possibility	DIN 35/DIN 35-15 Rail
Housing Material	PA66 + GF V0 Grade (UL)
Housing Colour	White
Input Polarity Protection	Bridge Rectifier
Switching device	Solid State Relay

RELAY INPUT / COIL SPECIFICATIONS

Nominal Operating Voltage	24 VAC
Nominal Input Current	14 mA
Maximum Operating Voltage	28.8 VAC
Maximum Input Current	25 mA
Must Operate Voltage	19.2 VAC
Must Release Voltage	10 VAC

RELAY OUTPUT/CONTACT SPECIFICATIONS

Contact Type	1 NO
Load Current Range	0.1A-2A
Load Voltage Range	48 VAC - 440VAC
Maximum On State Voltage Drop	1.2 Vrms
Maximum Transient Voltage	800 V
Maximum Leakage Current	1 mA
Maximum Surge Current	80 A
Turn-Off Time	1/2 cycle + 1ms
Turn-On Time (0 Cross Turn On)	1 ms

CONNECTION SPECIFICATIONS

Type of Connection	Screw Connection
--------------------	------------------

CONNECTION SPECIFICATIONS

Max. Wire Size	2.5 mm ²
Wire Stripping Length	7 mm
Torque	0.6 Nm

ORDERING INFORMATION

CAT. NO.	DESCRIPTION	NO. OF CHN.	DIM. DET.	STD. PACK
IMSER1/24A 380A2	Single Channel 24VAC IN 380VAC OUT 2Amp Slim SSR Module with Pluggable Relay Rail Mount	1	6.2 X 88.3 X 70.9	1

ACCESSORIES




IMAGES	CAT. NO.	DESCRIPTION	STD. PACK
	CA701-1M	Din 35 Rail unslotted 1 meter	50
	CA701-2M	Din 35 Rail unslotted 2 meter	50
	CA701-2M-S	Din 35 Rail slotted 2 meter	50
	CA701-1M-S	Din 35 Rail slotted 1 meter	50
	CA701-15-1M	Din 35 Rail 15 deep unslotted 1 meter	50
	CA701-15-1M-S	Din 35 Rail 15 deep slotted 1 meter	50
	CA701-15-2M	Din 35 Rail 15 deep unslotted 2 meter	50
	CA701-15-2M-S	Din 35 Rail 15 deep slotted 2 meter	50
	CA509/K2	Marking Tag Blank suitable for CDL4U / CDL4U(I.S) / CTL2.5U / CTL2.5UH / CTL2.5UL / CTL2.5HUL / CTL2.5U(I.S) / CTL2.5U(I.S)D2 / CGMT4 / CSFL4U / CSFL4U(L) / CMT4 / CMB4 / ASF4 / ASF4(L) / CTS2.5(100
	CA509/K6	Blank Marking Tag	100

IMSER1/24A3
80A2

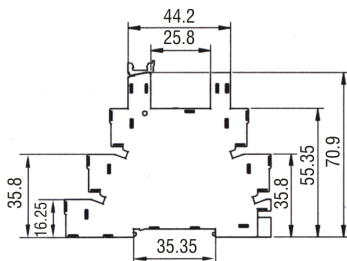


connectwell
THE RIGHT CONNECTION

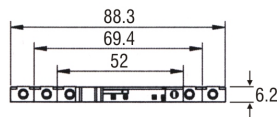
ACCESSORIES

IMAGES	CAT. NO.	DESCRIPTION	STD. PACK
	SCS0.5/3	Electricians Screwdriver for slotted screws	10
	IMACC/SER/24D380A 2	SLIM SSR 24VDC IN 380VAC OUT	1
	IMACC/SL1/2	2 Pole Comb Type Shorting Link	1
	IMACC/SL1/4	4 Pole Comb Type Shorting Link	1
	IMACC/SL1/8	8 Pole Comb Type Shorting Link	1
	IMACC/SL1/16	16 Pole Comb Type Shorting Link	1

PRODUCT DRAWING



Side View



Top View